


The table below is designed to give you a quick overview of the three AP Art courses that I offer.

<b>2D Design Portfolio</b>	<b>Drawing Portfolio</b>	<b>Art History</b>
<p>Open to students in 10, 11, and 12th grade, or students take a gap year.</p> <p>Students should be comfortable with the elements and principles of art. The following mediums fall under the 2D design portfolio. Photography, graphic design, mixed media, drawing and paintings that focus on the elements and principles of art. Students should have experience making art, and a basic understanding of composition.</p>	<p>Open to students in 10,11, and 12th grade, or students taking a gap year</p> <p>Students should be comfortable drawing from still life, landscape, room interiors and self portrait</p>	<p>Open to students in 10 , 11, and 12th grade, or students taking a gap year.</p>
<p><b>time commitment: 15 hours per week</b></p>	<p><b>time commitment: 15-20 hours per week</b></p>	<p><b>time commitment: 8-12 hours per week</b></p>
<p>Weekly live call, time to be determined by student's.</p> <p>Calls are recorded and shared for students that aren't able to attend.</p> <p>attendance: flexible</p>	<p>Weekly live call, time to be determined by student's.</p> <p>Calls are recorded and shared for students that aren't able to attend.</p> <p>attendance: flexible</p>	<p>Weekly live call, time to be determined by student's.</p> <p>Calls are recorded and shared for students that aren't able to attend</p> <p>attendance: flexible</p>
<p><b>Course Description:</b> Students will work toward the development of a</p>	<p><b>Course Description:</b> Students will work toward the development of a</p>	<p><b>Course Description:</b> This course covers art history from prehistoric times through the modern era. We look at painting,</p>

<p>comprehensive portfolio that may meet requirements for entry into college-level classes. Students will investigate all three portfolio components – Quality, Concentration, and Breadth. Students will be expected to develop mastery in concept, composition and execution of ideas. The body of work submitted for the portfolio can include art created prior to and outside of the AP Studio Art course.</p> <p>Students will explore a variety of concepts and approaches to demonstrate their abilities and to develop versatility with techniques, problem solving and ideation.</p>	<p>comprehensive portfolio that may meet requirements for entry into college-level classes. Students will investigate all three portfolio components – Quality, Concentration, and Breadth. Students will be expected to develop mastery in concept, composition and execution of ideas. The body of work submitted for the portfolio can include art created prior to and outside of the AP Studio Art course.</p> <p>Students will explore a variety of concepts and approaches to demonstrate their abilities and to develop versatility with techniques, problem solving and ideation.</p>	<p>sculpture, architecture, and other media representative of the cultures that create it. The primary focus is on western art; however, several independent research projects that explore non-western traditions are required as well. Students are responsible for up to 40 pages of reading and several writing assignments weekly. Exams are administered at the completion of each unit, as well as at midyear. An actual AP exam will be assigned as a final exam.</p>
<p><b>Option to Audit: Some students find that they wish to be exposed to and learn the course content, but desire a bit more freedom and flexibility, or they find that they don't " need" the grade, but have the desire to learn. If that's you, auditing a course is a great</b></p>	<p><b>Option to Audit: Some students find that they wish to be exposed to and learn the course content, but desire a bit more freedom and flexibility, or they find that they don't " need" the grade, but have the desire to learn. If that's you, auditing a course is a great</b></p>	<p><b>Option to Audit: Some students find that they wish to be exposed to and learn the course content, but desire a bit more freedom and flexibility, or they find that they don't " need" the grade, but have the desire to learn. If that's you, auditing a course is a great</b></p>


<b>option.</b>	<b>option.</b>	<b>option.</b>
----------------	----------------	----------------

**Worksheets to go with Sample Lesson**




Look at the example by Demuth, first go through and circle which elements of art you see in the piece.

Next Draw a line from the element of art, to what principle you think it is helping to create.



# Elements of Art

LINE  
SHAPE  
COLOR  
TEXTURE  
SPACE  
FORM  
VALUE



# Principles of Design

UNITY  
VARIETY  
BALANCE  
EMPHASIS  
CONTRAST  
RHYTHM  
REPETITION  
PROPORTION  
SCALE  
FIGURE/GROUND



## Course Breakdown

Below you will see a chart that breaks down what needs to be submitted to the College Board at the end of the course in order for you to have the chance to earn college credit.

2D Design Portfolio	Drawing Portfolio	Art History
<p>12 concentration pieces that carry one central idea though the work, and demonstrate an understanding of the elements and principles of art</p>	<p>12 concentration pieces that carry one central idea though the the work. Must demonstrate an understanding of drawing issues.</p>	<p>You will take one final test that last for three hours</p> <ul style="list-style-type: none"> <li>- the test is made up of multiple choice questions</li> <li>- 10 min essay questions</li> <li>- 30 min essay questions</li> </ul>
<p>12 breadth pieces. These pieces should show a range in approaches to art making, but should continue to focus on the elements and principles of art.</p>	<p>12 breadth pieces. These pieces should show a range of approaches in art making, but should continue to focus on drawing issues.</p>	
<p>5 quality pieces, these 5 pieces are physical pieces that you will mail into the college board . These pieces are pulled from your concentration and breadth, therefore they do not require any extra work.</p>	<p>5 quality pieces, these 5 pieces are physical pieces that you will mail into the college board. These pieces are pulled from your concentration and breadth, therefore they do not require any extra work.</p>	



concentration statement: you will write a short statement that explains the goal, purpose, and/ or idea behind your concentration	concentration statement: you will write a short statement that explains the goal, purpose , and/or idea behind your concentration	
---	---	--

## Checklist for Registering for a class

<b>2D Design Portfolio</b>	<b>Drawing Portfolio</b>	<b>Art History</b>
Written Application emailed to <a href="mailto:amberkane1314@hotmail.com">amberkane1314@hotmail.com</a>	Written application emailed to <a href="mailto:amberkane1314@hotmail.com">amberkane1314@hotmail.com</a>	written application emailed to <a href="mailto:amberkane1314@hotmail.com">amberkane1314@hotmail.com</a>
Submit sample artwork	Submit sample artwork	Submit sample writing
Wait for feedback/ approval	Wait for feedback/ approval	Wait for feedback/ approval
Once accepted, submit payment to PA Homeschoolers	Once accepted, submit payment to PA Homeschoolers	Once accepted, submit payment to PA homeschoolers
You will receive an email from Amber Kane with more information about the course	You will receive an email from Amber Kane with more information about the course	You will receive an email from Amber Kane with more information about the course
Order any necessary text books asap	order any necessary textbooks asap	order any necessary textbooks asap
once you receive the course calendar mark important dates on your schedule	once you receive the course calendar mark important dates on your schedule	once you receive the course calendar mark important dates on your schedule
be sure to add Amber Kane <a href="mailto:amberkane1314@hotmail.com">amberkane1314@hotmail.com</a>	be sure to add Amber Kane <a href="mailto:amberkane1314@hotmail.com">amberkane1314@hotmail.com</a>	be sure to add Amber Kane <a href="mailto:amberkane1314@hotmail.com">amberkane1314@hotmail.com</a>

to your email address book to be sure  
that you receive all communication

to your email address book to be sure  
that you receive all communication

to your email address book to be sure  
that you receive all communication



# **How to develop**

**AN ART PORTFOLIO**

Near the end of the school year juniors and seniors flock into my classroom as they realize they need an art portfolio to apply to college. The stress arises because while many colleges tell students that they need to submit a portfolio, they aren't overtly clear as to what needs to be included in a portfolio.

While this does vary some from college to college the checklist below works for most colleges, and will help your students get off to the right start.

Your portfolio should consist of 10-15 recent (*hopefully within the last year or two*), original artworks that demonstrate your interests and abilities over a range of media and subject matter. (*Original means that the work shouldn't be copied, and of course, it should be created by you and you alone*)

This is the part where most students start to groan, but it's an important part of the portfolio. You should include at least 3 drawings from direct observation. What's that mean? Direct observation means that you sat down, looked directly at the real object, and drew it. That means no photographs, and yes, the people looking at your artwork can tell the difference.

**What does it mean to explore media? It means that you should work with a variety of the things listed below.**

- Drawing
  - Portraits
  - Still Life
  - Landscape
  - Figure Studies
- Two-Dimensional Design
  - Paintings

- Photography ( darkroom or digital)
- Printmaking
- Illustrations
- Graphic Design
- Design Studies that explore elements of line, color, value, shape, texture
- Three-Dimensional Design
  - Sculpture
  - Ceramics
  - Metals & Jewelry
  - Woodworking
  - Installation
- Digital & Time-Based Work
  - Animations
  - Video
  - Games
  - Websites
  - Storyboards
- Sketchbooks
  - Concepts
  - Character Designs
  - Journals
  - Sketches
  - Experimentation with Techniques

**How to put your portfolio together:**

- ❑ Include only your strongest, most recent work.
- ❑ Demonstrate problem-solving ( Your pieces shouldn't look like class projects. You should be able to write down what problem you were trying to solve/ address through creating the piece)
- ❑ Demonstrate decision making,
- ❑ Showcase originality of ideas.
- ❑ Organize – Develop an order to your presentation that makes sense and has a logical flow. ( Think about it like your portfolio is a book, what story are you telling and what order does it need to be told?)
- ❑ Artist Statement: your artist statement is the written story of your artwork. What inspired you? Why did you create what you created? Who are you, and how does that influence your work?

## **Photographing your work:**

- ❑ If possible, take photos outside in natural light
- ❑ If indoors, be sure that the space is well lit, and set the white balance on your camera
- ❑ photograph work on a solid white background
- ❑ be sure that there is nothing in the photo, other than the work of art
- ❑ edit your photos to be sure that you have the best exposure and cropping
- ❑ you will need to check with the school to see what their final submission process is

## **Other resources that you might find helpful in developing your portfolio:**

- ❑ A guide to how to write an artist statement:  
<https://www.teacherspayteachers.com/Product/How-to-Write-an-Artist-Statement-1856621>

- ❑ Three easy steps to uncover your voice as an artist:

<https://www.teacherspayteachers.com/Product/3-easy-steps-to-help-students-uncover-their-personal-voice-1382413>

- ❑ Pinterest boards to give you ideas

- ❑ <https://www.pinterest.com/amberkanescarf/art-history/>

- ❑ <https://www.pinterest.com/amberkanescarf/ap-art/>

- ❑ <https://www.pinterest.com/amberkanescarf/abstract-art/>